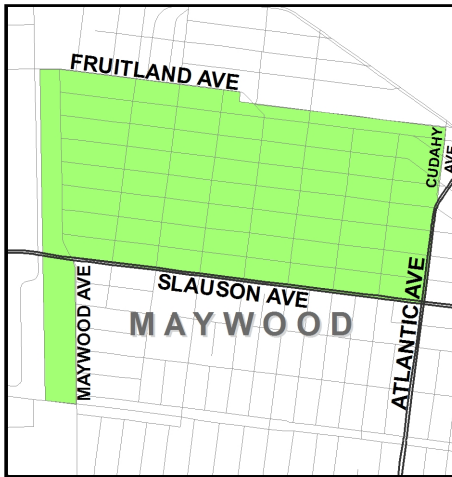


MAYWOOD MUTUAL WATER COMPANY NO. 2

2020 CONSUMER CONFIDENCE REPORT

Since 1991, California water utilities have been providing information on water served to its consumers. This report is a snapshot of the tap water quality that we provided last year. Included are details about where your water comes from, how it is tested, what is in it, and how it compares with state and federal limits. We strive to keep you informed about the quality of your water, and to provide a reliable and economic supply that meets all regulatory requirements.



Where Does My Tap Water Come From?

Your tap water comes from 2 sources: groundwater and surface water. We pump groundwater from local, deep wells. We also use

Metropolitan Water District of Southern California's (MWD) surface water from both the Colorado River and the State Water Project in northern California. These water sources, located on the adjacent map, supply our service area. The quality of our groundwater and MWD's surface water supplies is presented in this report.

How is My Drinking Water Tested?

Your drinking water is tested regularly for unsafe levels of chemicals, radioactivity and bacteria at the source and in the distribution system. We test weekly, monthly, quarterly, annually or less often depending on the substance. State and federal laws allow us to test some substances less than once per year because their levels do not change frequently. All water quality tests are conducted by specially trained technicians in state-certified laboratories.

What Are Drinking Water Standards?

The U.S Environmental Protection Agency (USEPA) limits the amount of certain substances allowed in tap water. In California, the State Water Resources Control Board (State Water Board) regulates tap water quality by enforcing limits that are at least as stringent as the USEPA's. Historically, California limits are more stringent than the Federal ones.

There are two types of these limits, known as standards. Primary standards protect you from substances that could potentially affect your health. Secondary standards regulate substances that affect the aesthetic qualities of water. Regulations set a Maximum Contaminant Level (MCL) for each of the primary and secondary standards. The MCL is the highest level of a substance that is allowed in your drinking water.

Public Health Goals (PHGs) are set by the California Environmental Protection Agency. PHGs provide more information on the quality of drinking water to customers, and are similar to their federal counterparts, Maximum Contaminant Level Goals (MCLGs). PHGs and MCLGs are advisory levels that are non-enforceable. Both PHGs and MCLGs are concentrations of a substance below which there are no known or expected health risks.

How Do I Read the Water Quality Table?

Although we test for over 100 substances, regulations require us to report only those found in your water. The first column of the water quality table lists substances detected in your water. The next columns list the average concentration and range of concentrations found in your drinking water. Following are columns that list the MCL and PHG or MCLG, if appropriate. The last column describes the likely sources of these substances in drinking water.

To review the quality of your drinking water, compare the highest concentration and the MCL. Check for substances greater than the MCL. Exceedence of a primary MCL does not usually constitute an immediate health threat. Rather, it requires testing the source water more frequently for a short duration. If test results show that the water continues to exceed the MCL, the water must be treated to remove the substance, or the source must be removed from service.

Why Do I See So Much Coverage in the News About the Quality Of Tap Water?

The sources of drinking water (both tap water and bottled water) include rivers, lakes, streams, ponds, reservoirs, springs and wells. As water travels over the surface of the land or through the ground, it dissolves naturally occurring minerals and, in some cases, radioactive material, and can pick up substances resulting from the presence of animals or from human activity.

Contaminants that may be present in source water include:

- Microbial contaminants, including viruses and bacteria, that may come from sewage treatment plants, septic systems, agricultural livestock operations, and wildlife;
- Inorganic contaminants, such as salts and metals, that can be naturally-occurring or result from urban stormwater runoff, industrial or domestic wastewater discharges, oil and gas production, mining or farming;
- Pesticides and herbicides, that may come from a variety of sources such as agriculture, urban stormwater runoff, and residential uses;
- Organic chemical contaminants, including synthetic and volatile organic chemicals, that are byproducts of industrial processes and petroleum production, and can also come from gas stations, urban stormwater runoff, agricultural application, and septic systems;

- Radioactive contaminants, that can be naturally occurring or be the result of oil and gas production and mining activities.

In order to ensure that tap water is safe to drink, the USEPA and the State Water Resources Control Board (State Water Board) prescribe regulations that limit the amount of certain contaminants in water provided by public water systems. Department regulations also establish limits for contaminants in bottled water that must provide the same protection for public health.

Drinking water, including bottled water, may reasonably be expected to contain at least small amounts of some contaminants. The presence of contaminants does not necessarily indicate that water poses a health risk. More information about contaminants and potential health effects can be obtained by calling the USEPA's Safe Drinking Water Hotline (1-800-426-4791). You can also get more information on tap water by logging on to these helpful web sites:

- <http://www.epa.gov/dwstandardsregulations/2018-drinking-water-standards-and-advisory-tables> (USEPA's web site)
- https://www.waterboards.ca.gov/drinking_water/certlic/drinkingwater/Chemicalcontaminants.html (State Board web site)

If present, elevated levels of lead can cause serious health problem, especially for pregnant women and young children. Lead in drinking water is primarily from materials and components associated with services lines and home plumbing. Maywood Mutual Water Company No. 2 is responsible for providing high quality drinking water, but cannot control the variety of materials used in plumbing components. When your water has been sitting for several hours, you can minimize the potential for lead exposure by flushing your tap for 30 seconds to 2 minutes before using water for drinking or cooking. If you are concerned about lead in your water, you may wish to have your water tested. Information on lead in drinking water, testing methods, and steps you can take to minimize exposure is available from the Safe Drinking Water Hotline or at <http://www.epa.gov/lead>.

Should I Take Additional Precautions?

Some people may be more vulnerable to contaminants in drinking water than the general population. Immunocompromised persons such as persons with cancer undergoing chemotherapy, persons who have undergone organ transplants, people with HIV/AIDS or other immune system disorders, some elderly, and infants can be particularly at risk from infections. These people should seek advice about drinking water from their health care providers. The USEPA/Centers for Disease Control guidelines on appropriate means to lessen the risk of infection of *Cryptosporidium* and other microbial contaminants are available from the USEPA's Safe Drinking Water Hotline (1-800-426-4791).

Source Water Assessment

Maywood Mutual Water Company No. 2 conducted an assessment of its groundwater supplies in 2003. Groundwater supplies are considered most vulnerable to electrical/electronic manufacturing, chemical/petroleum processing/storage, sewer collection systems, historic gas stations, military installations, metal plating/finishing/fabricating, automobile repair shops,

fleet/truck/bus terminals, wood/pulp/paper processing and mills, and landfills/dumps. A copy of the approved assessment is available upon request as a shareholder/renter at out office. Business hours Monday-Friday 8:30am-4:30pm.

MWD completed an assessment of its Colorado River and State Water Project supplies in 2002. Colorado River supplies are considered most vulnerable to recreation, urban/storm water runoff, increasing urbanization in the watershed, and wastewater. State Water Project supplies are considered most vulnerable to urban/storm water runoff, wildlife, agriculture, recreation and wastewater. A copy of the assessment can be obtained by contacting MWD at (213) 217-6850.

How Can I Participate in Decisions On Water Issues That Affect Me?

Shareholders are welcome to attend monthly Board of Directors meetings the fourth Thursday of each month at 4:30 p.m. at 3521 E. Slauson Avenue, Maywood CA 90270. Please call the office at least one day prior to the meeting to be placed on the agenda.

How Do I Contact My Water Agency If I Have Any Questions About Water Quality?

If you have specific questions about your tap water quality, please contact Joe Rodriguez at (323) 581-5816.

Some Helpful Water Conservation Tips

- Fix leaky faucets in your home – save up to 20 gallons every day for every leak stopped
- Save between 15 and 50 gallons each time by only washing full loads of laundry
- Adjust your sprinklers so that water lands on your lawn/garden, not the sidewalk/driveway – save 500 gallons per month
- Use organic mulch around plants to reduce evaporation – save hundreds of gallons a year
- Visit <http://www.epa.gov/watersense> for more information.

www.MaywoodMutualwaterco2.com

MAYWOOD MUTUAL WATER COMPANY No. 2

2020 CONSUMER CONFIDENCE REPORT

Results are from the most recent testing performed in accordance with state and federal drinking water regulations. The State allows monitoring for some contaminants less than once per year because the concentrations of these contaminants do not change frequently. Some of the data, though representative, are more than one year old.

PRIMARY STANDARDS MONITORED AT THE SOURCE-MANDATED FOR PUBLIC HEALTH							
ORGANIC CHEMICALS (µg/l) (a)	GROUNDWATER		MWD'S SURFACE WATER		PRIMARY MCL	MCLG or PHG	MAJOR SOURCES IN DRINKING WATER
	AVERAGE (a)	RANGE (a)	AVERAGE (a)	RANGE (a)			
INORGANICS Sampled in 2017 2020 (b)							
Aluminum (mg/l)	0.03	ND - 0.06	0.14	ND - 0.26	1	0.6	Erosion of natural deposits; residue from surface water treatment processes
Arsenic (µg/l)	ND	ND	ND	ND	10	0.004	Erosion of natural deposits; glass/electronics production wastes; runoff from orchards. Some people who drink water containing arsenic in excess of the MCL over many years may experience skin damage or circulatory system problems, and may have an increased risk of getting cancer.
Barium (mg/l)	ND	ND	0.11	0.11	1	2	Oil drilling waste and metal refinery discharge; erosion of natural deposits
Fluoride (mg/l) (k)	0.30	0.30	0.70	0.5 - 0.9	2.0	1	Erosion of natural deposits, water additive that promotes strong teeth
Nitrate (mg/l as N)	ND	ND	ND	ND	10	10	Runoff and leaching from fertilizer use/septic tanks/sewage, natural erosion
RADIOLOGICAL - (pCi/l) (Results are from 2016 to 2020) (b)							
Gross Alpha	ND	ND	ND	ND	15 (f)	0	Erosion of natural deposits
Gross Beta	NA	NA	2.0	ND - 7.0	50 (f)	0	Decay of natural and man-made deposits
Radium 226	ND	ND	ND	ND	5 (d)	0.05	Erosion of natural deposits
Radium 228	ND	ND	ND	ND - 2.0		0.019	Erosion of natural deposits
Uranium	ND	ND	2	1.0 - 3.0	20 (f)	0.43	Erosion of natural deposits
PRIMARY STANDARDS MONITORED IN THE DISTRIBUTION SYSTEM - MANDATED FOR PUBLIC HEALTH							
MICROBIALS	DISTRIBUTION SYSTEM		PRIMARY MCL	MCLG or PHG			
	AVERAGE % POSITIVE	RANGE % POSITIVE					
Total Coliform Bacteria	0.0%	0%	5%	0%		Naturally present in the environment. Coliforms are used as an indicator that other, potentially-harmful bacteria may be present.	
Fecal Coliform and <i>E. Coli</i> Bacteria	0%	0%	0%	0%		Human and animal fecal waste	
No. of Acute Violations	0	0	-	-			
TURBIDITY (NTU) (n)	DISTRIBUTION SYSTEM		PRIMARY MCL	MCLG or PHG			
	AVERAGE	RANGE					
	0.19	0.1 - 0.3	TT	-		Soil runoff	
DISINFECTION BY-PRODUCTS (e) AND DISINFECTION RESIDUALS	DISTRIBUTION SYSTEM		PRIMARY MCL	MCLG or PHG			
	HIGHEST RUNNING AVERAGE	RANGE					
Total Trihalomethanes-TTHMS (µg/l)	48.4	28.4 - 58.6	80	-		By-product of drinking water chlorination	
Haloacetic Acids (µg/l)	14.0	8.2 - 18.3	60	-		By-product of drinking water disinfection	
Total Chlorine Residual (mg/l)	1.25	0.01 - 2.20	4.0 (f)	4.0 (g)		Drinking water disinfectant added for treatment	
AT THE TAP PHYSICAL CONSTITUENTS 21 sites sampled in 2019	DISTRIBUTION SYSTEM		ACTION LEVEL AL	MCLG or PHG			
	90th PERCENTILE (h)	NUMBER OF SITES ABOVE THE AL					
Copper (mg/l)	0.31	0	1.3 AL	0.3 (c)		Internal corrosion of household plumbing, erosion of natural deposits	
Lead (µg/l)	ND	0	15 AL	0.2 (c)		Internal corrosion of household plumbing, industrial manufacturer discharges	

SECONDARY STANDARDS MONITORED AT THE SOURCE-FOR AESTHETIC PURPOSES

Sampled from 2017 to 2020	GROUNDWATER		MWD'S SURFACE WATER		SECONDARY	MCLG	
	AVERAGE	RANGE	AVERAGE	RANGE	MCL	or PHG	
Aggressiveness Index (corrosivity)	12.4	12.4	12.4	12.3 - 12.4	Non-corrosive	-	Natural/industrially-influenced balance of hydrogen/carbon/oxygen in water
Aluminum (µg/l) (l)	28.5	ND - 57	143	ND - 260	200	600 (c)	Erosion of natural deposits, surface water treatment process residue
Chloride (mg/l)	58	55 - 61	93.5	93 - 94	500	-	Runoff/leaching from natural deposits, seawater influence
Color (color units)	ND	ND	1	1.0	15	-	Naturally-occurring organic materials
Specific Conductance (µS/cm)	605	570 - 640	968	963 - 975	1,600	-	Substances that form ions when in water, seawater influence
Iron (µg/l) (i) (o)	58.9	ND - 670	ND	ND	300	-	Leaching from natural deposits, industrial wastes
Manganese (µg/l) (i) (o)	13.6	ND - 79	ND	ND	50	-	Leaching from natural deposits
Odor (threshold odor number)	1	1	2	2.0	3	-	Naturally-occurring organic materials.
Sulfate (mg/l)	59.5	58 - 61	214.5	211 - 217	500	-	Runoff/leaching from natural deposits, industrial wastes
Total Dissolved Solids (mg/l)	365	350 - 380	591	582 - 603	1,000	-	Runoff/leaching from natural deposits
Turbidity (NTU)	0.4	0.2 - 0.6	ND	ND	5	-	Soil runoff

SECONDARY STANDARDS MONITORED IN THE DISTRIBUTION SYSTEM-FOR AESTHETIC PURPOSES

GENERAL PHYSICAL CONSTITUENTS (n)	DISTRIBUTION SYSTEM		SECONDARY	MCLG	
	AVERAGE	RANGE	MCL	or PHG	
Color (color units)	< 3.0	< 3.0	15	-	Naturally-occurring organic materials
Odor (threshold odor number)	1	1.0 - 2.0	3	-	Naturally-occurring organic materials

ADDITIONAL CHEMICALS OF INTEREST

Sampled from 2017 to 2020	GROUNDWATER		MWD'S SURFACE WATER	
	AVERAGE	RANGE	AVERAGE	RANGE
Alkalinity (mg/l)	198.8	180 - 220	118	117 - 120
Boron (µg/l)	NA	NA	130	130.0
Calcium (mg/l)	50.0	50.0	65.5	65 - 67
1,4-Dioxane (ug/l) (j)	1.0	ND - 1.5	NA	NA
Chlorate (ug/l)	NA	NA	72.5	69 - 76
Magnesium (mg/l)	12.5	11.0 - 14.0	26	25 - 26
N-Nitrosodimethylamine (ug/l)	NA	NA	1.6	ND - 3.1
pH (standard unit)	8.1	7.9 - 8.3	8.1	8.1
Potassium (mg/l)	3.6	3.3 - 3.9	4.6	4.5 - 4.7
Sodium (mg/l)	51.5	42 - 61	95.5	93 - 98
Total Hardness (mg/l)	175.0	170 - 180	265.5	256 - 269
Total Organic Carbon (mg/l)	1.2	1.3 - 1.3	2.4	2.1 - 2.7
Perfluorooctane Sulfuric Acid (PFOS) (ng/L) (m)	1.3	ND - 2.6	ND	ND - 0.004

FOOTNOTES

- (a) Over 50 regulated and unregulated organic chemicals were analyzed. None were detected at or above the reporting limit in groundwater or surface water sources.
- (b) Indicates dates sampled for groundwater sources only.
- (c) California Public Health Goal (PHG). Other advisory levels listed in this column are federal Maximum Contaminant Level Goals (MCLGs).
- (d) Combined Radium 226 + Radium 228 has a Maximum Contaminant Level (MCL) of 5 pCi/L.
- (e) Running annual average used to calculate average, range, and MCL compliance.
- (f) Maximum Residual Disinfectant Level (MRDL)
- (g) Maximum Residual Disinfectant Level Goal (MRDLG)
- (h) 90th percentile from the most recent sampling at selected customer taps.
- (i) The secondary MCL for iron and manganese was exceeded in two wells in 2020 and both wells continue to be monitored monthly. For one of the wells, the filtration treatment technique is used to remove iron and manganese from the water prior to distribution. A treatment system is currently under construction for the other well for iron and manganese removal. The manganese secondary MCL is set to protect against unpleasant effects such as color, taste, odor, & staining of laundry/plumbing fixtures and an exceedance does not pose a health risk.
- (j) The Notification Level of 1 ug/l for 1,4-Dioxane was exceeded in one well in 2020. Some people who use water containing 1,4-dioxane in excess of the Notification Level over many years may experience liver or kidney problems and may have an increased risk of getting cancer, based on studies in laboratory animals. This well system monitors samples quarterly for 1,4-Dioxane.
- (k) Starting June 1, 2015, the fluoride levels at the treatment plants were adjusted to achieve an optimal fluoride level of 0.7 ppm and a control range of 0.6 ppm to 1.2 ppm to comply with the existing state's Water Fluoridation Standards. MWD was in compliance with all provisions of the State's Fluoridation System Requirements.
- (l) Aluminum has primary and secondary standards.

(m) Notification of PFOA/PFOS: PFOA and PFOS are manmade fluorinated organic chemicals that are part of a larger group of chemicals referred to as per- and poly-fluoroalkyl substances (PFASs). These substances have been synthesized for water and lipid resistance and have been used extensively in consumer products such as carpets, clothing, fabrics for furniture, paper packaging for food, and other materials (e.g., cookware) designed to be waterproof, stain-resistant or non-stick. In addition, they have been used in fire-retarding foam and various industrial processes. In May 2016, the United States Environmental Protection Agency (U.S. EPA) issued a lifetime health advisory for PFOS and PFOA for drinking water, advising municipalities that they should notify their customers of the presence of levels over 70 parts per trillion (PPT) or nanograms per liter (NG/L) in community water supplies. The recommended interim notification levels (NLs) OEHHA provided to SWRCB in July 2018 was 13 ug/l for PFOS and 14 ug/l for PFOA. In August 2019, State Water Resources Control Board, Division of Drinking Water (DDW), revised the notification levels to 6.5 ppt for PFOS and 5.1 ppt for PFOA. The single health advisory response level (for the combined values of PFOS and PFOA) remained at 70 ppt. Exposure to PFOA and PFOS over certain levels may result in adverse health effects, including developmental effects to fetuses during pregnancy or to breastfed infants (e.g., low birth weight, accelerated puberty, skeletal variations), cancer (e.g., testicular, kidney), liver effects (e.g., tissue damage), immune effects (e.g., antibody production and immunity), thyroid effects and other effects (e.g., cholesterol changes)."

(n) General Physical Monitoring Violation. Our water system failed to monitor for General Physical during the month of July 2020 as required for drinking water standards and therefore was in violation of the regulations. Please refer to the **Tier 3 Public Notice included in this CCR** for further information.

(o) 52nd Street Treatment Monitoring Violation. Our water system failed to monitor for iron, manganese, color, odor, and turbidity from the treated water at the 52nd Street Well treatment system during the month of August 2020 as required for drinking water standards and therefore was in violation of the regulations. Please refer to the **Tier 3 Public Notice included in this CCR** for further information.

ABBREVIATIONS

AL = Action Level

NA = constituent not analyzed

NTU = nephelometric turbidity units

SI = saturation index

< = less than

ND = constituent not detected at the reporting limit

pCi/l = picoCuries per liter (a measure of radiation)

uS/cm = microSiemens per centimeter

mg/l = milligrams per liter or parts per million (equivalent to 1 drop in 42 gallons)

ng/l = nanograms per liter or parts per trillion (equivalent to 1 drop in 42,000,000 gallons)

µg/l = micrograms per liter or parts per billion (equivalent to 1 drop in 42,000 gallons)

DEFINITIONS

Maximum Contaminant Level (MCL): The highest level of a contaminant that is allowed in drinking water. Primary MCLs are set as close to the PHGs (or MCLGs) as is economically and technologically feasible. Secondary MCLs are set to protect the odor, taste, and appearance of drinking water.

Maximum Contaminant Level Goal (MCLG): The level of a contaminant in drinking water below which there is no known or expected risk to health. MCLGs are set by the U.S. Environmental Protection Agency.

Maximum Residual Disinfectant Level (MRDL): The highest level of a disinfectant allowed in drinking water. There is convincing evidence that addition of a disinfectant is necessary for control of microbial contaminants.

Maximum Residual Disinfectant Level Goal (MRDLG): The level of a drinking water disinfectant below which there is no known or expected risk to health. MRDLGs do not reflect the benefits of the use of disinfectants to control microbial contaminants.

Notification Level: The level at which notification of the public water system governing body is required. A health-based advisory level for an unregulated contaminant.

Public Health Goal (PHG): The level of a contaminant in drinking water below which there is no known or expected risk to health. PHGs are set by the California Environmental Protection Agency.

Treatment Technique (TT): A required process intended to reduce the level of a contaminant in drinking water.

Regulatory Action Level (AL): The concentration of a contaminant which, if exceeded, triggers treatment or other requirements that a water system must follow.

Primary Drinking Water Standards (PDWS): MCLs, MRDLs and treatment techniques (TTs) for contaminants that affect health, along with their monitoring and reporting requirements.

Secondary Water Standards (SDWS): MCLs and MRDLs for contaminants that affect the aesthetic qualities such as taste, odor, or appearance of the drinking water. Contaminants with SDWSs do not affect the health at the MCL levels.

Variances and Exemptions: Department permission to exceed an MCL or not comply with a treatment technique under certain conditions.

LA COMPAÑÍA DE AGUA DE MAYWOOD MUTUAL No. 2

INFORME DE CONFIANZA DE CONSUMIDOR de 2020

Desde 1991, las agencias proveedoras de recursos hidráulicos de California han emitido información sobre el agua que se provee al consumidor. Este informe es una copia del informe sobre la calidad del agua potable que le proveímos el año pasado. Incluimos detalles sobre el origen del agua que toma, cómo se analiza, que contiene, y cómo se compara con los límites estatales y federales. Nos esforzamos por mantenerle informado sobre la calidad de su agua, y proveerle un abastecimiento confiable y económico que cumpla con todos los requisitos.

¿De Dónde Proviene el Agua que Tomo?

Su agua de la llave proviene de 2 fuentes: de las aguas naturales (subterránea) y de aguas superficiales (de los ríos). Bombeamos aguas naturales de profundos pozos locales. También usamos agua superficial de la agencia Metropolitan Water District del Sur de California (MWD) importada del Río Colorado y del proyecto State Water Project del Norte de California. Estas fuentes de agua, que se encuentra en el mapa al lado, el suministro de nuestra área de servicio. Este reporte informa sobre la calidad de nuestra agua subterránea y el abastecimiento del agua superficial del MWD.

¿Cómo Se Analiza Mi Agua Potable?

El agua que toma se analiza regularmente para asegurarnos de que no halla niveles altos de sustancias químicas, de radioactividad o de bacteria en el sistema de distribución y en las tomas de servicios. Estos análisis se llevan a cabo semanal, mensual, trimestral, y anualmente o con más frecuencia, dependiendo de la sustancia analizada. Bajo las leyes estatales y federales, se nos permite analizar algunas sustancias menos frecuentemente que los periodos anuales porque los resultados no cambian.

¿Cuales Son Los Estándares del Agua Potable?

La Agencia federal de Protección al Medio Ambiente (USEPA) impone los límites de las cantidades de ciertos contaminantes en el agua potable. En California, el Tablero de Control de Recursos de Echar agua Estatal (Bordo Agua Estatal) regula la calidad de agua del grifo haciendo cumplir límites que son al menos tan rigurosos como el USEPA'S. Historicamente, los estándares de California han sido más estrictos que los federales.

Hay dos tipos de límites conocidos como estándares. Los estándares primarios lo protegen de sustancias que potencialmente podrían afectar su salud. Las normas establecen los Niveles Contaminantes Máximos (MCL, en inglés) que se permite del contaminante primario o secundario en el agua de beber. Los abastecedores de agua deben asegurarse de que la calidad de esta cumpla con los Niveles Contaminantes Máximos (o MCLs, en inglés). No todas las sustancias tienen un Nivel Contaminante Máximo. El plomo y

el cobre, por ejemplo, son regulados, por cierto nivel de acción. Si cualquier sustancia química sobrepasa el nivel de acción, se dará la necesidad de un proceso de tratamiento para rebajar los niveles en el agua de beber. Los abastecedores de agua deben cumplir con los Niveles Contaminantes Máximos para asegurar la calidad del agua.

Las Metas para la Salud Pública (MSP [o PHGs, en inglés]) son establecidas por la agencia estatal de California-EPA. Las PHGs proveen más información con respecto a la calidad del agua, y son similares a los reglamentos federales nombrados Metas para Los Niveles de Contaminante *Maximos* (MNCM [o MCLGs, en inglés]). Las PHGs y MCLGs son metas a nivel recomendable. Las PHG y MCLG son ambas definidas como los niveles de contaminantes en el agua potable por debajo de los niveles donde no se esperan riesgos a la salud y no enforzables. Ambos niveles PHG y MCLG son concentraciones de una sustancia en las que no hay riesgos a la salud aún conocidos.

¿Cómo Interpreto Mi Informe de Calidad del Agua?

Aunque analizamos más de 100 sustancias, las normas no requieren que reportemos solo aquellas que se encuentran en el agua. La primera columna en la tabla de la calidad de agua muestra la lista de las sustancias detectadas en el agua. La siguiente columna muestra la lista de la concentración promedio y el rango de concentraciones que se hallan encontrado en el agua que usted toma. En seguida están las listas de el MCL, el PHG y el MCLG, si estos son apropiados. La última columna describe las probables fuentes u origen de las sustancias detectadas en el agua potable.

Para revisar la calidad de su agua de beber, compare los valores por encima del promedio, mínimos y máximos y el Nivel Contaminante Máximo. Revise todos los químicos que se encuentran por encima del Nivel Contaminante Máximo. Si los químicos sobrepasan el Nivel Contaminante Máximo no significa que sea detrimental a la salud de inmediato. Más bien, se requiere que se realicen análisis más frecuentemente en el abastecimiento del agua por un corto período. Si los resultados muestran sobrepasar el MCL, el agua debe ser tratada para remover esa sustancia, o el abastecimiento de esta debe decomisionarse.

¿Por Qué Hay Tanta Publicidad Sobre La Calidad Del Agua Potable?

Las fuentes del agua potable (de ambas agua de la llave y agua embotellada) incluye ríos, lagos, arroyos, lagunas, embalses, manantiales, y pozos. Al pasar el agua por la superficie de los suelos o por la tierra, se disuelven minerales que ocurren al natural, y en algunas ocasiones, material radioactivo, al igual que pueden levantar sustancias generadas por la presencia de animales o por actividades humanas.

Entre los contaminantes que pueden existir en las fuentes de agua se incluyen:

- Contaminantes microbiales como los virus y la bacteria, los que pueden venir de las plantas de tratamiento de aguas negras, de los sistemas sépticos, de las operaciones de ganadería, y de la vida salvaje;
- Contaminantes inorgánicos, como las sales y los metales, los cuales pueden ocurrir naturalmente o como resultado del desagüe pluvial, industrial, o de alcantarillado, producción de gas natural y petróleo, minas y agricultura.

- Pesticidas y herbicidas, los cuales pueden venir de varias fuentes tales como la agricultura, del desagüe pluvial, y de usos residenciales;
- Contaminantes de otras sustancias químicas orgánicas, incluyendo químicos orgánicos volátiles y sintéticos que son productos de procesos industriales y de la producción de petróleo, y que pueden provenir de las estaciones de gasolina, desagües pluviales urbanos, y agricultura aplicación y de sistemas sépticos;
- Contaminantes radioactivos, los cuales pueden ocurrir naturalmente o que pueden ser resultados de las actividades de la producción de gas natural y minería.

Para asegurarse que el agua potable sea saludable, el USEPA y el Tablero de Control de Recursos de Echar agua Estatal (Bordo Agua Estatal) prescriben el reglamento o reglamentación que limita la cantidad de ciertos contaminantes en el echar agua proporcionado por sistemas de echar agua públicos. Los reglamentos de Departamento también establecen límites de contaminantes en el agua embotellada la cual debe proveer la misma protección a la salud pública.

Toda el agua potable, incluyendo el agua embotellada, puede contener cantidades pequeñas de ciertos contaminantes. La presencia de contaminantes no necesariamente indica que haya algún riesgo de salud. Para más información acerca de contaminantes y riesgos a la salud favor de llamar a la USEPA encargada de proteger el agua potable al teléfono (1-800-426-4791). Usted puede obtener más información sobre el agua potable al conectarse al Internet en los siguientes domicilios:

- <http://www.epa.gov/dwstandardsregulations/2018-drinking-water-standards-and-advisory-tables> (el sitio Web del USEPA)
- https://www.waterboards.ca.gov/drinking_water/certlic/drinkingwater/Chemicalcontaminants.html (sitio Web estatal)

Si presente, los niveles elevados del plomo pueden causar el problema de salud serio, sobre todo para mujeres embarazadas y chiquitos. El plomo en el agua potable es principalmente de materiales y componentes asociados con líneas de servicios y a casa fontanería. Maywood Compañía de Echar agua Mutua el No 2 es responsable de proporcionar el agua potable de alta calidad, pero no puede controlar la variedad de materiales usados en la fontanería de componentes. Cuando su echar agua ha estado sentándose durante varias horas, usted puede minimizar el potencial para la exposición de plomo limpiando con agua su grifo durante 30 segundos a 2 minutos antes de usar el echar agua para beber o cocinarse. Si usted está preocupado por el plomo en su echar agua, usted puede desear hacer probar su echar agua. La información en el plomo en el agua potable, probando métodos, y pasos que usted puede tomar para minimizar la exposición está disponible de la Línea directa de Agua Potable Segura o en <http://www.epa.gov/lead>.

¿Debería Tomar Otras Precauciones?

Algunas personas pueden ser más vulnerables a los contaminantes en el agua potable que el público en general. Las personas que tienen problemas inmunológicos, o sea esas personas que estén en tratamiento por medio de quimioterapia cancerosa; personas que tienen órganos transplantados, o personas con SIDA o desordenes inmunológicos, personas de edad avanzada, y los bebés que son particularmente suseptibles a ciertas infecciones. Estas personas deben de consultar a sus proveedores de salud médica. Las guías de la

USEPA/Centros de Control de Enfermedades aconsejan cómo disminuir los riesgos para prevenir la infección de Cryptosporidium y otros contaminantes microbiales están disponibles por teléfono de la USEPA encargada de proteger el agua potable al teléfono (1-800-426-4791).

Valoración de su Abastecimiento de Agua

La compañía de agua de Maywood Mutual #2 condujo una valoración de su abastecimiento de aguas subterráneas en el 2003. El abastecimiento de aguas subterráneas es considerado mas vulnerable a la manufactura electrónica y eléctrica; a químicos, procesos petroleros, a sistemas de colección de alcantarillados; a estaciones de gasolina históricas; a instalaciones militares; al plateado, acabado, y fabricación de metal; a talleres automotrices; a flotas, camiones, y terminales de autobuses; a la elaboración y fabricación de madera, pasta, y papel; y a depósitos bajo tierra y basureros. Una copia de la evaluación aprobada está disponible a solicitud como accionista / inquilino en nuestra oficina. Horario de atención de lunes a viernes de 8:30 a.m. a 4:30 p.m.

El distrito Metropolitano de agua del Sur de California completo una valoración de su abastecimiento del Río Colorado y del Proyecto de Agua del Estado en el 2002. El abastecimiento del Río Colorado es considerado más vulnerable a la recreación, al agua que corre de la ciudad después de una tormenta, a la creciente urbanización en la cuenca, y aguas residuales. El Proyecto de abastecimiento de agua del Estado es considerado más vulnerable al agua que corre de la ciudad después de una tormenta, a la fauna, la agricultura, la recreación, y aguas residuales. Teléfono el distrito Metropolitano de agua del Sur de California para un copie de una valoración al (213) 217-6850.

¿Cómo Puedo Participar en las Decisiones Sobre Asuntos Acerca del Agua Que Me Puedan Afectar ?

Los accionistas son bienvenidos asisten a reuniones de Junta directiva mensuales el cuarto jueves de cada mes que comienza a las 4:30 en 3521 E. Avenida de Slauson, Maywood CA 90270. Por favor llame la oficina al menos un día antes de la reunión para ser colocada por el orden del día.

¿Cómo Me Pongo En Contacto Con Mi Agencia del Agua Si Tengo Preguntas Sobre La Calidad Del Agua?

Si usted tiene preguntas específicas sobre la calidad del agua potable, por favor llame a Joe Rodriguez (323) 581-5816.

Algunas extremidades provechosas de la conservación del agua

- Arreglar los grifos que gotean en su hogar - excepto hasta 20 galones cada día por cada detenido de fugas
- Guardar entre 15 y 50 galones por cada vez que el lavado sólo cargas completas de ropa
- Ajuste sus regaderas de modo que el agua caiga en su césped / jardín, no la acera / calzada - excepto 500 galones por mes
- Utilice pajote orgánico alrededor de las plantas para reducir la evaporación - guardar cientos de galones por año
- Visite <http://www.epa.gov/watersense> para obtener más información.

www.MaywoodMutualwaterco2.com

IMPORTANT INFORMATION ABOUT YOUR DRINKING WATER

Este informe contiene información muy importante sobre su agua potable.
Por favor hable con alguien que lo pueda traducir.

General Physical Monitoring Requirements Not Met for Maywood Mutual Water Company#2 During the month of July 2020

Our water system recently failed to monitor as required for a drinking water standard during the month of July 2020 and, therefore was in violation of the regulations. Although this is not an emergency, as our customers, you have the right to know what happened, what you should do, and what we did to correct the situation.

We are required to monitor your drinking water for specific contaminants on a regular basis. Results of regular monitoring are an indicator of whether or not our drinking water meets health standards. During the month of July in 2020 we did not collect any samples for General Physical from the distribution system and therefore, cannot be sure of the quality of our drinking water during that time.

What should I do?

- There is nothing you need to do at this time.
- The table below lists the contaminant we did not properly test for in July 2020, how many samples we are required to take and how often, how many samples we took, and when samples should have been taken.

Contaminant	Required sampling frequency	Number of samples taken	When all samples should have been taken
General Physical: 1. Color 2. Odor 3. Turbidity	Collect one (1) sample of each General Physical (GP) parameter for every 4 bacteriological samples monthly. July 2020 required 12 GP samples.	None	July 2020

- If you have health issues concerning the consumption of this water, you may wish to consult your doctor.

What happened? What is being done?

In July 2020, Maywood 2 collected 12 bacteriological samples from the distribution system and was required to collect three (3) samples for General Physical (GP). Maywood 2 did not collect any GP samples in July 2020. Maywood 2 failed to collect the minimum required GP samples during the July 2020 compliance period. This is a violation of Section 64449.5 (b)(20, Title 22, CCR.

As a result of the violation, Maywood 2 is directed to conduct the following:

1. Provide mandatory public notification. Notice of the monitoring violation is included in the 2020 Consumer Confidence Report to meet the requirement.
2. Collect a minimum of one (1) GP sample for every four (4) bacteriological samples from the distribution system to remain in compliance.
3. Review monthly water quality monitoring requirements and submit results by the 10th day of the following month to the Division of Drinking Water 16 email: DWPDIST16@waterboards.ca.gov

Corrective Action

1. To fulfill the public notification requirement, Maywood 2 will post this notification in a local newspaper. **Proof of the notification** posting will be provided to the water system's customers and submitted to the District 16 email: DWPDIST16@waterboards.ca.gov by July 1, 2021.
2. Maywood 2 will collect a minimum of one (1) sample General Physical sample every four (4) bacteriological samples from the distribution system to remain in compliance and submit the monthly water quality results by the 10th day of the following month.

We anticipate resolving the problem within one (1) month.

For more information, please contact:

Water System Contact Name: Joe Rodriguez

Phone Number: (323) 581-5816

Mailing Address: 3521 East Slauson, Maywood, CA 90270

Please share this information with all the other people who drink this water, especially those who may not have received this notice directly (for example, people in apartments, nursing homes, schools, and businesses). You can do this by posting this public notice in a public place or distributing copies by hand or mail.

Secondary Notification Requirements

Upon receipt of notification from a person operating a public water system, the following notification must be given within 10 days [Health and Safety Code Section 116450(g)]:

- SCHOOLS: Must notify school employees, students, and parents (if the students are minors).
- RESIDENTIAL RENTAL PROPERTY OWNERS OR MANAGERS (including nursing homes and care facilities): Must notify tenants.
- BUSINESS PROPERTY OWNERS, MANAGERS, OR OPERATORS: Must notify employees of businesses located on the property.

This notice is being sent to you by Maywood Mutual Water Company #2 in compliance with the California Domestic Water Quality and Monitoring Regulations as a means of keeping the public informed.

State Water System ID: 1910085

Date distributed: 7/1/21

IMPORTANT INFORMATION ABOUT YOUR DRINKING WATER

Este informe contiene información muy importante sobre su agua potable.

Por favor hable con alguien que lo pueda traducir.

52nd Street Well Treatment Monitoring Requirements Not Met for Maywood Mutual Water Company #2 During the month of August 2020

Our water system recently failed to monitor as required for a drinking water standard during the month of August 2020 and, therefore was in violation of the regulations. Although this is not an emergency, as our customers, you have the right to know what happened, what you should do, and what we did to correct the situation.

We are required to monitor your drinking water for specific contaminants on a regular basis. Results of regular monitoring are an indicator of whether or not our drinking water meets health standards. During the month of August 2020, we did not collect the minimum required number of samples for iron, manganese, color, odor, and turbidity from the treated water of 52nd Street Well treatment system and therefore, cannot be sure of the quality of our drinking water during that time.

What should I do?

- There is nothing you need to do at this time.
- The table below lists the contaminant we did not properly test for in August 2020, how many samples we are required to take and how often, how many samples we took, and when samples should have been taken.

52nd Street Well Treated Water Monitoring

Contaminant	Required sampling frequency	Number of samples taken	When all samples should have been taken
1. Iron 2. Manganese	Weekly	Iron = 2* Manganese = 2*	Four weeks in August 2020
<u>General Physical</u> 3. Color 4. Odor 5. Turbidity	Monthly	None	One sample of each General Physical parameter in August 2020

* 52nd St Well was out of service during the first week of August 2020.

- If you have health issues concerning the consumption of this water, you may wish to consult your doctor.

What happened? What is being done?

Maywood 2 is required to collect weekly iron and manganese samples monthly from the combined filter effluent of the treatment system and monthly samples for color, odor, turbidity, residuals, total coliform and HPC from the combined filter effluent. In August 2020, Maywood 2 did not collect iron and manganese samples from the treated effluent during the second week. Similarly, general physical monitoring samples for color, odor, and turbidity were not collected during the month. Maywood 2 failed to collect the minimum number of samples from the Filter Plant Effluent required by the 2011 Permit Amendment for the Water System. Monitoring for iron, manganese, color, odor, and turbidity were not completed in August 2020.

As a result of the violation, Maywood 2 is directed to conduct the following:

1. Provide mandatory public notification. Notice of the monitoring violation is included in the 2020 Consumer Confidence Report to meet the requirement.
2. Review the conditions included in the 2011 Permit Amendment (PA) and comply with the monitoring requirements by collecting the minimum required samples in a timely manner.

Corrective Action

1. To fulfill the public notification requirement, the notification is included in the 2020 Consumer Confidence Report. As a secondary distribution of the notice, Maywood 2 will post this notification in a local newspaper. **Proof of the notification** posting will be provided to the water system's customers and submitted to the District 16 email: DWPDIST16@waterboards.ca.gov by **August 31, 2021**.
2. Maywood 2 will ensure all system operators and administrative staff have reviewed the monitoring conditions and will comply with the conditions of the 2011 Permit Amendment (PA) and comply with the weekly and monthly monitoring requirements for iron, manganese, color odor, and turbidity at the treatment effluent by collecting the minimum required samples in a timely manner.

We anticipate resolving the problem within two (2) months.

For more information, please contact:

Water System Contact Name: Joe Rodriguez

Phone Number: (323) 581-5816

Mailing Address: 3521 East Slauson, Maywood, CA 90270

Please share this information with all the other people who drink this water, especially those who may not have received this notice directly (for example, people in apartments, nursing homes, schools, and businesses). You can do this by posting this public notice in a public place or distributing copies by hand or mail.

Secondary Notification Requirements

Upon receipt of notification from a person operating a public water system, the following notification must be given within 10 days [Health and Safety Code Section 116450(g)]:

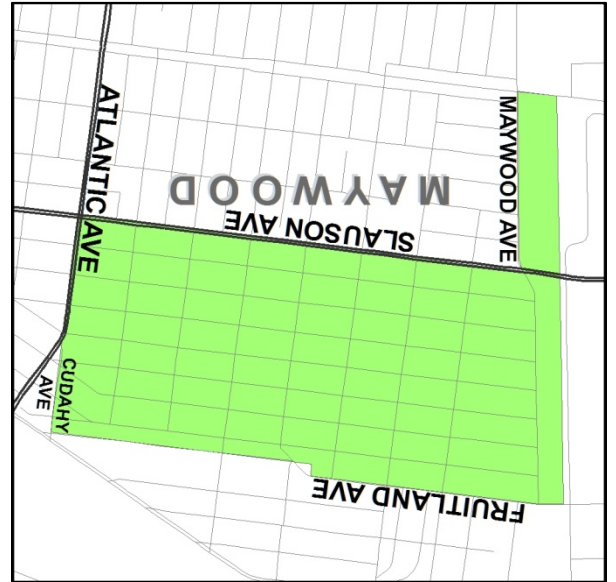
- SCHOOLS: Must notify school employees, students, and parents (if the students are minors).
- RESIDENTIAL RENTAL PROPERTY OWNERS OR MANAGERS (including nursing homes and care facilities): Must notify tenants.
- BUSINESS PROPERTY OWNERS, MANAGERS, OR OPERATORS: Must notify employees of businesses located on the property.

This notice is being sent to you by Maywood Mutual Water Company #2 in compliance with the California Domestic Water Quality and Monitoring Regulations as a means of keeping the public informed.

State Water System ID: 1910085

Date distributed: 7/1/21

MAYWOOD MUTUAL WATER COMPANY NO. 2
2020 CONSUMER CONFIDENCE REPORT



Este informe contiene información muy importante sobre su agua potable. Tradúzcalo o hable con alguien que lo entienda bien. Para obtener una copia en Español, llame a (323) 581-5816.

MAYWOOD MUTUAL WATER COMPANY NO. 2
3521 EAST SLAUSON AVENUE
MAYWOOD, CA 90270

APPENDIX G: Certification Form (Suggested Format)


Consumer Confidence Report Certification Form

(to be submitted with a copy of the CCR)

(To certify electronic delivery of the CCR, use the certification form on the State Water Board's website at http://www.swrcb.ca.gov/drinking_water/certlic/drinkingwater/CCR.shtml)

Water System Name:	Maywood Mutual water Co. 2
Water System Number:	1910085

The water system named above hereby certifies that its Consumer Confidence Report was distributed on July 1, 2021 (date) to customers (and appropriate notices of availability have been given). Further, the system certifies that the information contained in the report is correct and consistent with the compliance monitoring data previously submitted to the State Water Resources Control Board, Division of Drinking Water.

Certified by:	Name:	Joe Rodriguez	
	Signature:		
	Title:	General Manager	
	Phone Number:	(323) 216-9078	Date: 6/30/2021

To summarize report delivery used and good-faith efforts taken, please complete the below by checking all items that apply and fill-in where appropriate:

- CCR was distributed by mail or other direct delivery methods. Specify other direct delivery methods used: _____
- "Good faith" efforts were used to reach non-bill paying consumers. Those efforts included the following methods:
- Posting the CCR on the Internet at www._____
 - Mailing the CCR to postal patrons within the service area (attach zip codes used)
 - Advertising the availability of the CCR in news media (attach copy of press release)
 - Publication of the CCR in a local newspaper of general circulation (attach a copy of the published notice, including name of newspaper and date published)
 - Posted the CCR in public places (attach a list of locations)
 - Delivery of multiple copies of CCR to single-billed addresses serving several persons, such as apartments, businesses, and schools

Reference Manual, Appendix G
Revised February 2021

- Delivery to community organizations (attach a list of organizations)
- Other (attach a list of other methods used)
- For systems serving at least 100,000 persons:* Posted CCR on a publicly-accessible internet site at the following address: www._____
- For investor-owned utilities:* Delivered the CCR to the California Public Utilities Commission

This form is provided as a convenience for use to meet the certification requirement of the California Code of Regulations, section 64483(c).